



# BALANCE AQUATIC RESOURCE TECHNOLOGY

Proactive pool and landscape management

Powered by





# OVERVIEW



## The connected swimming pool for everyone!

### Bart offers you...



#### ...peace

Set automatic filtration times and water temperature. Receive alerts about the water values and many other parameters of the pool. .



#### ...comfort

Control all your equipment (pump, heat pump, lighting, etc...) easily from your mobile phone, tablet or computer.



#### ...savings

You save energy by controlling the filtration times and speeds of the circulation pump. Optimize and analyze water consumption. Take advantage of the option to recover excess solar energy through an intelligent connection with the digital meter.

BART allows you to easily monitor and control the entire swimming pool via your mobile phone or from computer screen. The open platform allows you to connect your circulation pump, heat pump, water treatment, lighting and many other devices. In addition, there are numerous options available that can be added to the BART environment in a very simple way. Limited subscription on monitoring costs.



European innovation, know-how and R&D



Technological expertise

Full control from design to production.



Customer service

Experts at your service (customer support and after-sales service).



Open platform

Brand-independent compatibility with circulation pumps, heat pumps and water treatment.

**BART works on all brands of equipment!**



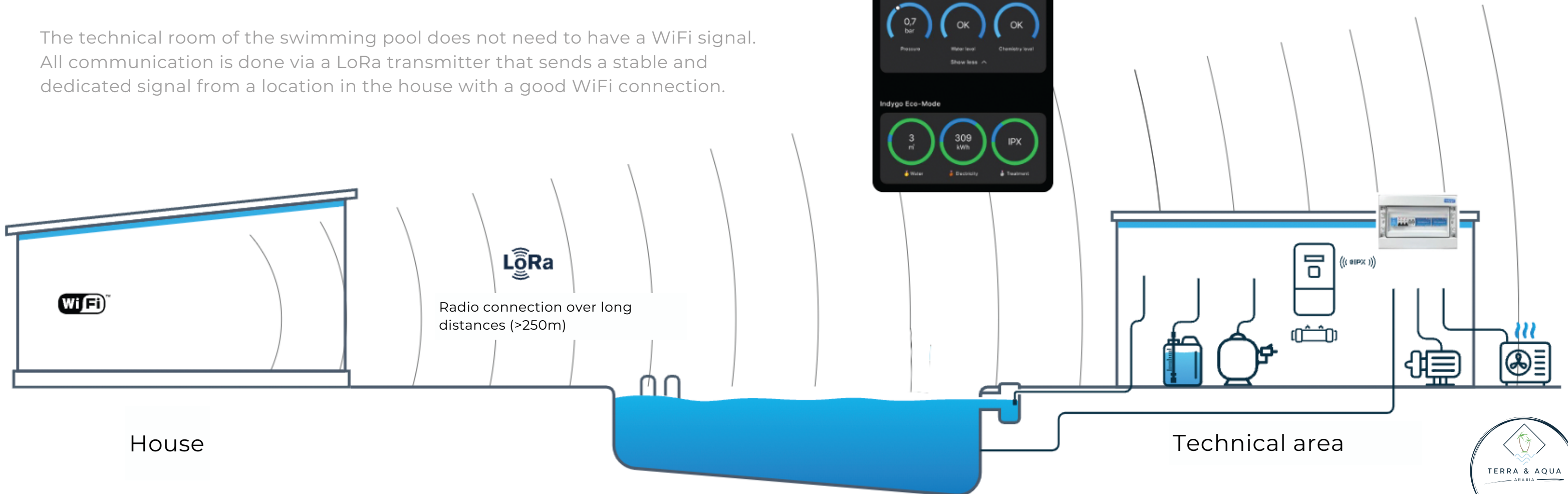
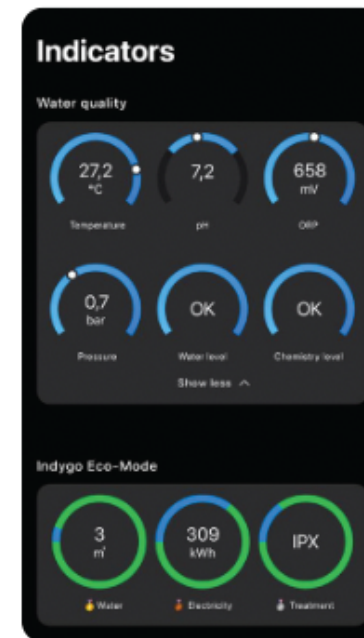


## A simple, reliable and scalable solution

The BART solution consists of a series of modules that can work independently to automate, control and monitor the proper functioning of a swimming pool

The technical room of the swimming pool does not need to have a WiFi signal. All communication is done via a LoRa transmitter that sends a stable and dedicated signal from a location in the house with a good WiFi connection.

## An expandable range that adapts to your needs



# Mobile phone application

NEW DESIGN, NEW EXPERIENCE



The simple and intuitive BlueMatic application simplifies the management and maintenance of your swimming pool.



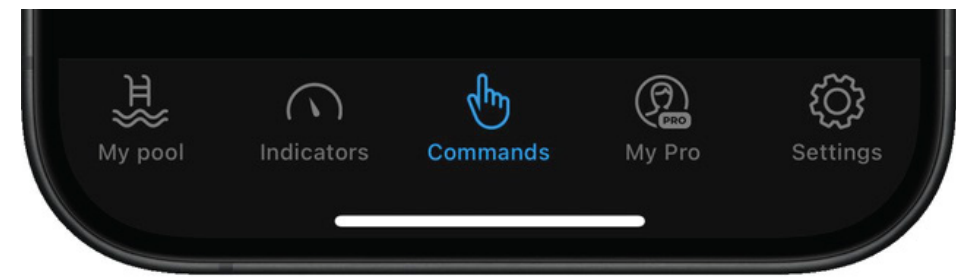
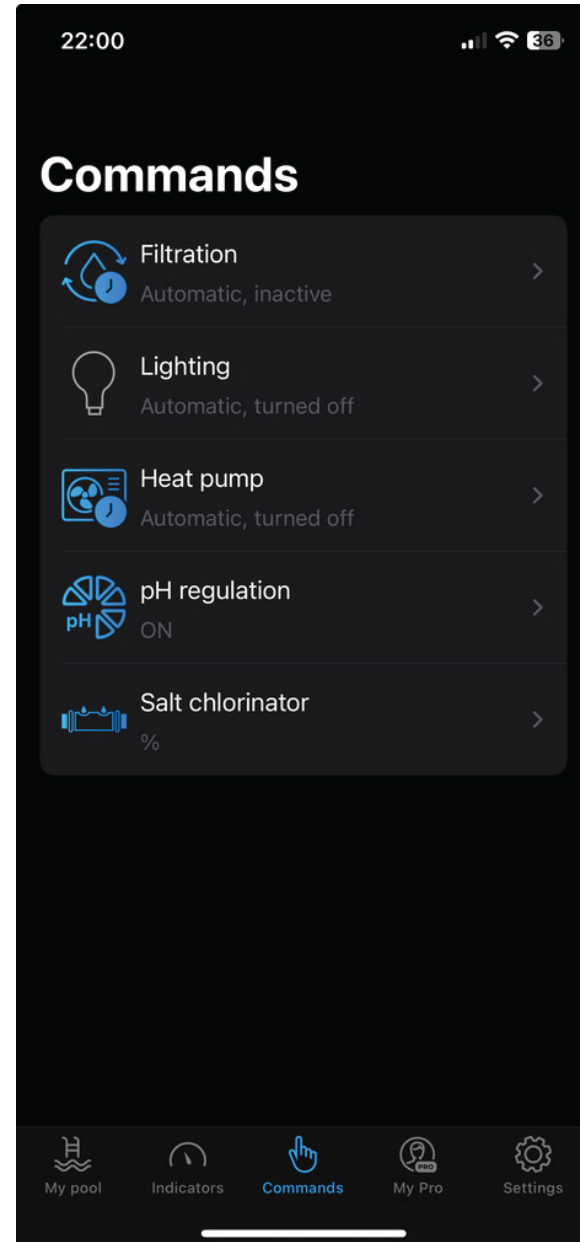
ANALYSE



CONTROL

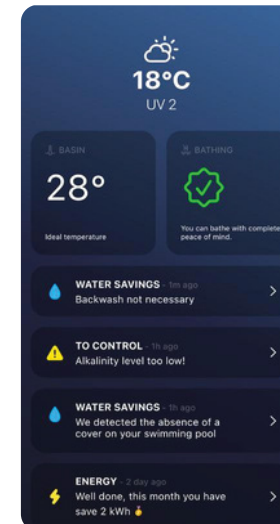


OPTIMIZATION



## NOVELTIES

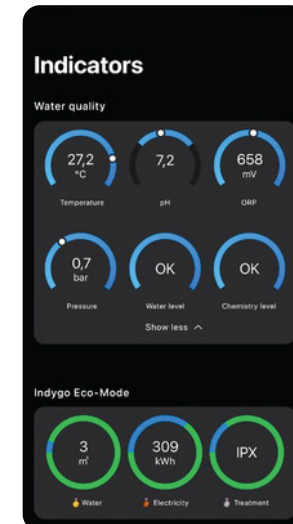
### HOME SCREEN



Important information at a glance.

Automatic recommendations for a swimming pool in optimal condition

### INDICATORS



New display: clearer and more ergonomic.

The water quality section provides an overview of the pool parameters.

The Eco mode section provides a clear and direct overview of consumption





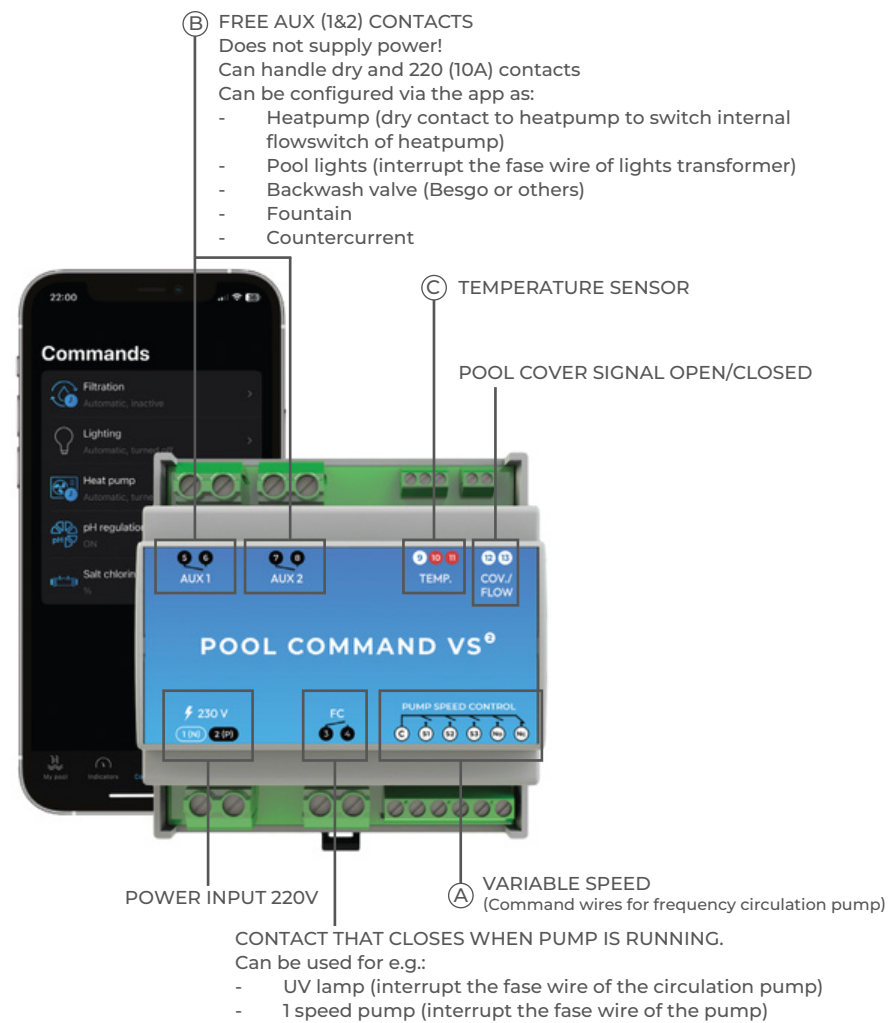
# RENOVATION KIT

## POOL COMMAND VS 2



### THE SMART CONTROL FOR VARIABLE SPEED PUMPS

The POOL COMMAND VS 2 module is a smart and connected module that allows you to program and control the operation of a variable speed pump. In addition, you can have up to two swimming pool equipment, such as lighting and the heat pump, controlled remotely. An IPX compatible water treatment can easily be connected via Bluetooth



### FUNCTIONS

**(A)** variable speed pump control\*\*

(3 speed programming: skimming function, boost function)

automatic frost protection (Europe)

**(B)** control/programming of 2 devices

(lighting, heat pump, treatment, etc.)

**(C)** water temperature analysis

indication of roller shutter condition (open/close)

energy consumption

alerts with push and email notifications

measurement history

**IPX** IPX compatible devices can be connected

### TEMPERATURE PROBE

#### PT 100 TEMPERATURE SENSOR

PT100 is a temperature sensor that is very robust thanks to its protective metal casing. The PT100 is ideal for permanently monitoring the water temperature. This sensor is equipped with a tapping saddle.



### LORA ANTENNA

#### LONG RANGE RADIO COMMUNICATION (>250M)

LoRa is a patented physical radio communication technique which allows a dedicated and stable signal over long distances.



### TECHNICAL SPECIFICATIONS

#### INSTALLATION

- 230V 50Hz power supply
- Compatible with single and three phase pumps
- POMP relais: 250VAC-16A
- AUX1&2 relay: 250VAC-10A
- DIN-railmontage (3 modules)
- WxHxD: 54mm/90mm/63mm
- Temperature: -10°C to 60°C

#### CONTENTS OF THE PACKAGE

- POOL COMMAND
- LoWi
- LoRa
- Temperature sensor and tapping saddle Ø50

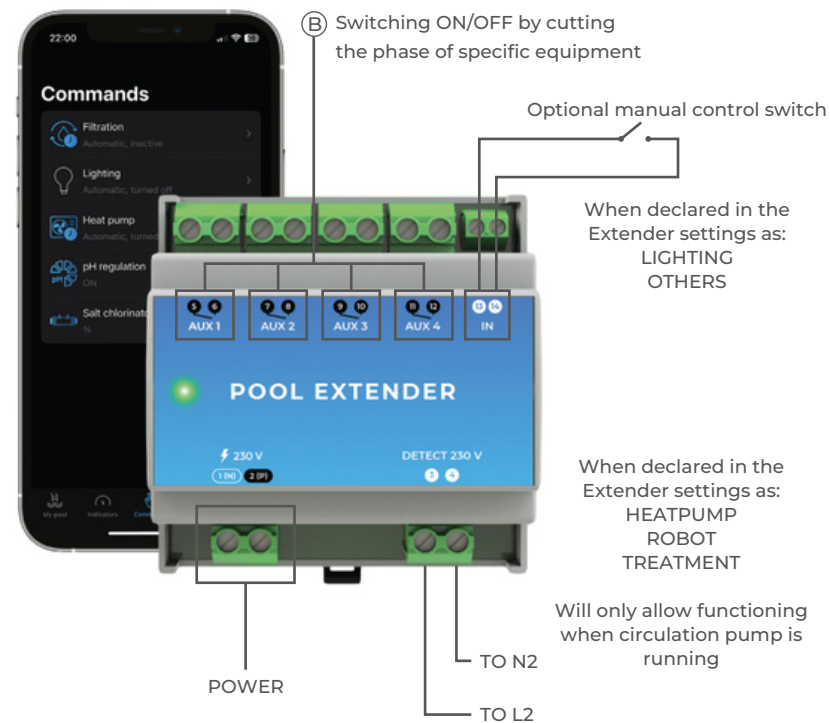




## POOL EXTENDER

### 4 RELAY EXPANSION MODULES

The POOL EXTENDER is a control module used to control 4 additional devices as an extension of the existing POOL COMMAND module.



### FUNCTIONS

- control/programming of lighting
- connecting devices in function of, for example, filtration (automatic valves)
- control/programming heat pump
- control/programming of hydraulic robot
- control/programming of water treatment equipment

Local control (Bluetooth®) or remote control (with LRMB-POOL)

### TECHNICAL SPECIFICATIONS

#### INSTALLATION

- 230V 50Hz power supply
- Relays (4) AUX: 250VAC
- 10A
- Dry contact input
- Phase detection

- DIN-railmontage (5 modules)
- WxHxD: 90mm/90mm/63mm
- Temperature: -10°C to 60°C

#### CONTENTS OF THE PACKAGE

- POOL EXTENDER-box



Non-contractual images



## POOL ENERGY



### ENERGY MANAGEMENT KIT

The POOL ENERGY consists of two modules that are installed in the electrical box of the swimming pool. The total consumption data of the equipment is recorded and communicated to the user via the app. Personalized optimization recommendations based on the analysis of this data can be accessed through the Eco Mode program.



### FUNCTIONS

- indication for the total swimming pool consumption
- e-mail - a push message
- optimization of total consumption
- measurement data



### TECHNICAL SPECIFICATIONS

#### INSTALLATION

- 230V 50Hz power supply
- RS-485 input
- Installation of one pool control panel

- DIN-railmontage (2U+1U)
- WxHxD: 36mm/90mm/63mm
- Temperature: -10°C to 60°C

#### CONTENTS OF THE PACKAGE

- POOL ENERGY box
- Submeter energy (IU) associated with the communication module



Non-contractual images

**POOL LEVEL**



**AUTOMATIC REFILL**

POOL LEVEL is an automatic top-up consisting of a control module, a level probe and a 9V solenoid valve. A turbine associated with the module provides data on water use. This data is recorded and communicated via the app. Optimization suggestions are delivered to the user through the Eco Mode program.



**FUNCTIONS**

- water level detection
- automatic solenoid valve control
- measuring, monitoring and optimizing water consumption
- e-mail - a push message
- measurement data

**TECHNICAL SPECIFICATIONS**

**INSTALLATION**

- Power supply: 1 battery 9V
- IP68 waterproof housing

- WxHxD: 155mm/97mm/55mm
- Temperature: -10°C to 60°C

**CONTENTS OF THE PACKAGE**

- POOL LEVEL Box
- Level sensor
- 9V magnet
- 1 battery 9V



Non-contractual images

**POOL PRESSURE**



**FILTER PRESSURE MONITORING MODULE**

LR-PR is a filter pressure control module, supplied with a pressure sensor (installed instead of a manometer). The LR-PR remotely monitors the condition of the filter for optimal management. The data is recorded and communicated via the app. Warnings (abnormal pressure) or recommendations for optimization (backwash) are communicated to the user via the Eco Mode program.



**FUNCTIONS**

- filter pressure measurement/analysis
- notification backwash threshold
- backflow warning threshold closed
- alarm for abnormally low pressure
- optimized rewind frequency
- e-mail - a push message
- measurement data

**TECHNICAL SPECIFICATIONS**

**INSTALLATION**

- Power supply: 1 battery 9V
- ¼ NPT pressure sensor connection
- Measuring range 0-4 bar
- Maximum overpressure: 8 bar

- Accuracy: +/- 30 mbar
- IP68 waterproof housing
- WxHxD: 140mm/90mm/55mm
- Temperature: 0°C to 50°C

**CONTENTS OF THE PACKAGE**

- POOL LR-PR-box
- Pressure sensor 0-4 bar ¼ NPT
- 1 battery 9V



Non-contractual images



**POOL CAN**

**EMPTY BOTTLE DETECTION MODULE**

The POOL-CAN simplifies maintenance by remotely monitoring the level of the water bottle containing the chemical solution to be injected (pH, chlorine, etc.). The information is communicated via the app, which alerts the user. One or two suction lances (optional) can be connected to the module. Recommendations for optimizing the consumption of additional chemicals are provided through the Eco Mode program.



**FUNCTIONS**

- chemical level detection
- e-mail - a push message
- empty bottle alerts
- registration of variations in the water level
- optimizing chemical consumption

**POOL GUARD**

**LINK FROM EXISTING RX AND PH PROBES**

The POOL GUARD offers the possibility to connect any water treatment to monitor the redox and pH values within the BlueMatic environment. The existing probes are duplicated via a BNC splitter and connected to the Pool Guard module that communicates via the LoRa to the BlueMatic platform. The connection with the existing water treatment is also retained.



Probes illustrative

**FUNCTIONS**

- detection pH and redox values e-mail and push
- notifications link pressure measurement with
- optional cable/sensor



**TECHNICAL SPECIFICATIONS**

**INSTALLATION**

- Power supply: 1 battery 9V
- IP68 waterproof housing

**CONTENTS OF THE PACKAGE**

- POOL LR-CAN-box
- 1 battery 9V



Non-contractual images

**TECHNICAL SPECIFICATIONS**

**INSTALLATION**

- Power supply: 230V 50Hz
- IP68 waterproof housing
- Temperature: 0°C to 50°C

**CONTENTS OF THE PACKAGE**

- POOL GUARD-box
- 1 battery 9V
- 2 BNC splitters 1 female to 2 male



Non-contractual images



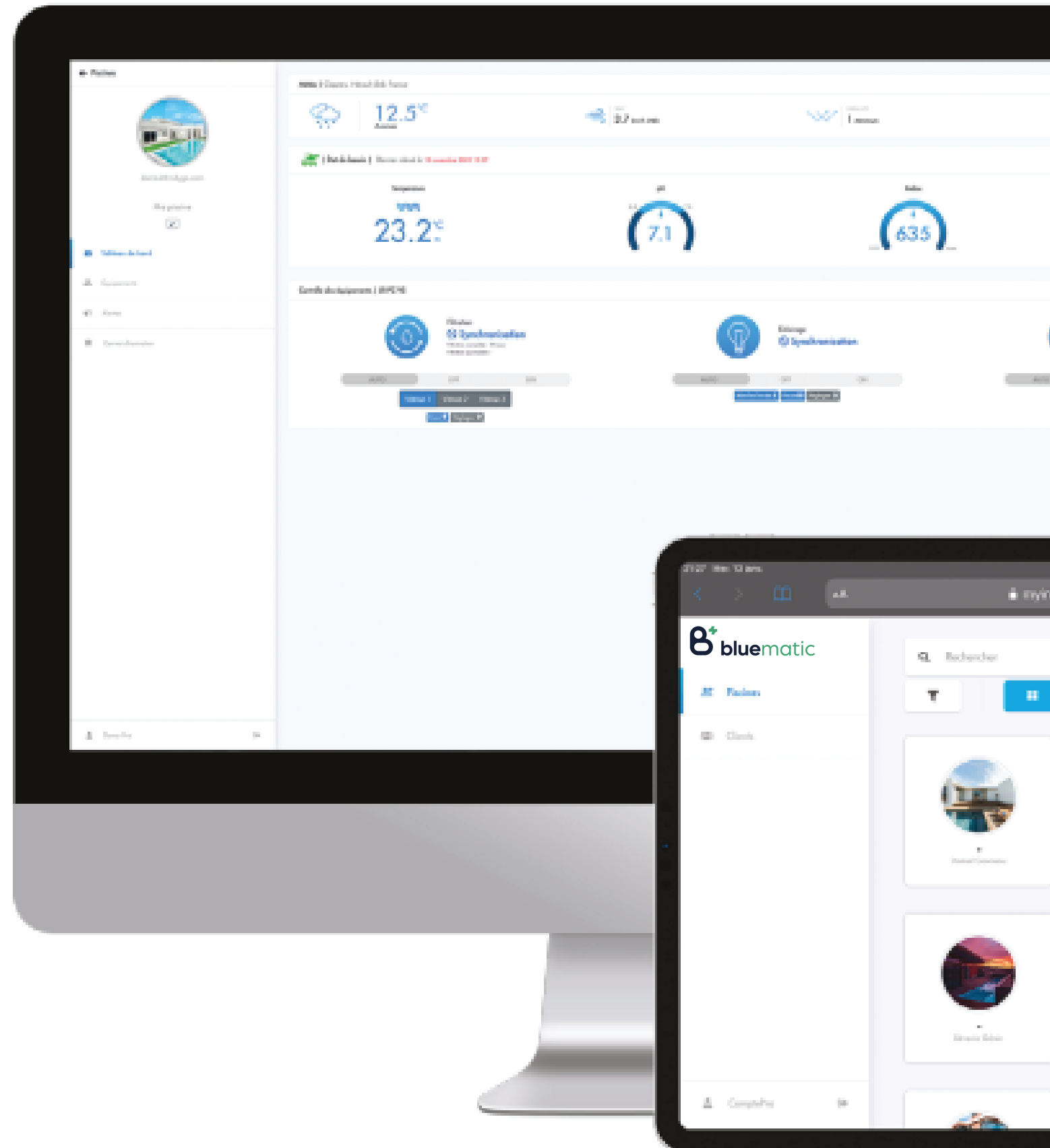
# WEB INTERFACE

for customers and professionals

As a customer, you can decide to grant your swimming pool builder access to your BlueMatic environment (view or full control) for even better follow-up and support.



- +40 years of experience
- +160 experienced employees
- +25 countries present
- Already more than 1,000,000 links on servers hosted within Europe and GCC
- Exclusive distributor in GCC: Terra and Aqua FZ LLC

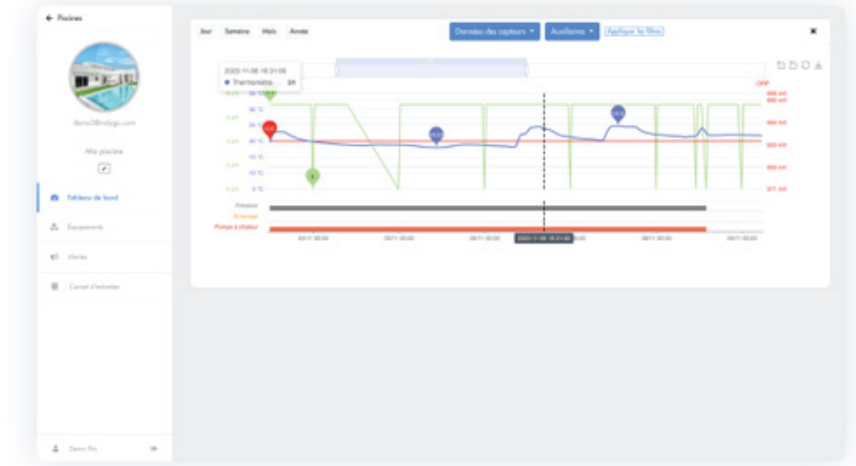




Web interface for remote diagnosis and/or pool maintenance



Analyze the pool at a glance from a clear web page



REMOTE DIAGNOSIS

Your pool builder can access your pool's pool history with just a few clicks.



REMOTE CONTROL

The installations can be adjusted remotely in a few seconds.



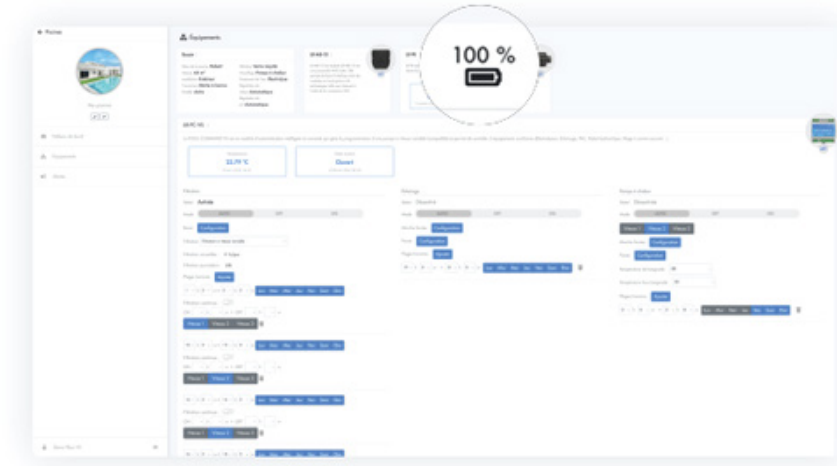
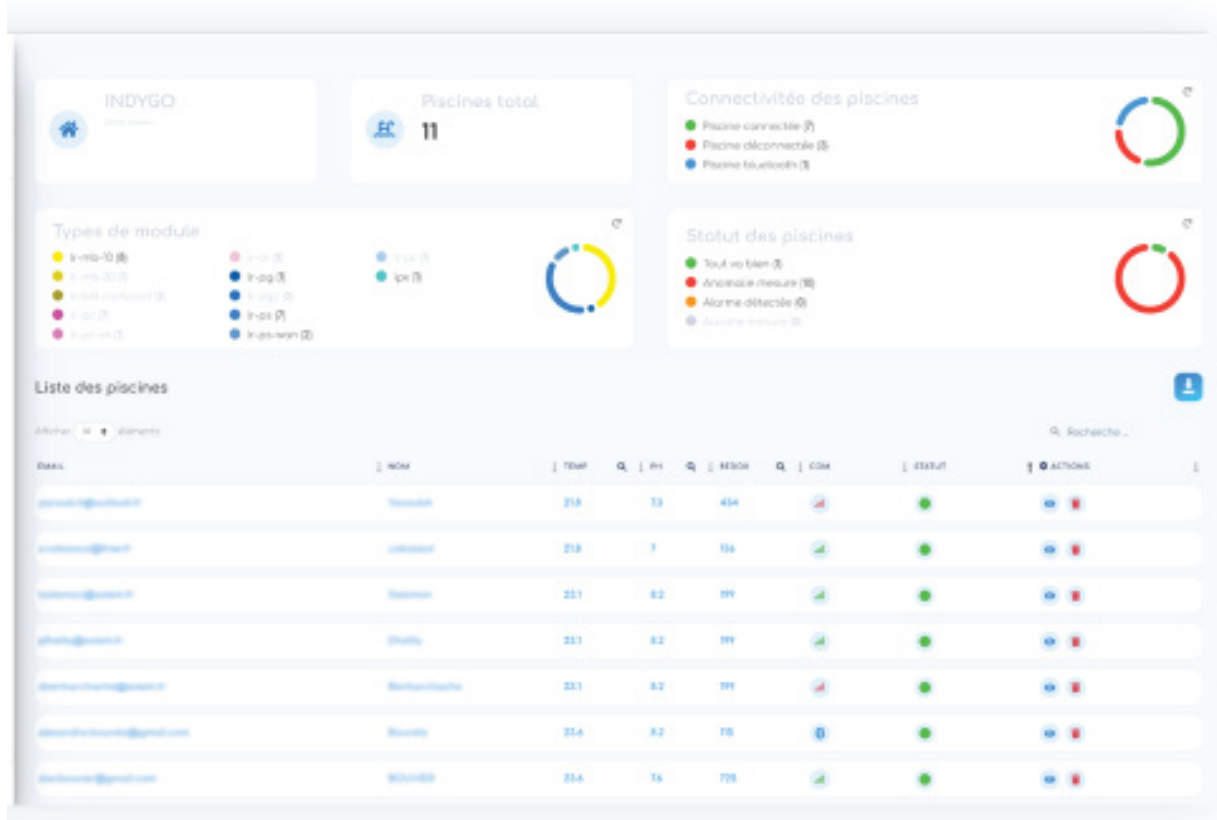
CONTROL

The maintenance of the swimming pool can be monitored with a simple and efficient application.



LOYALTY

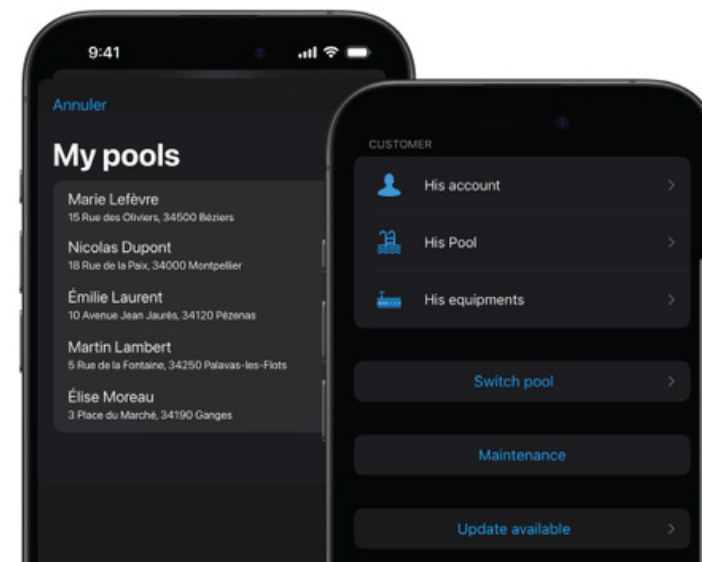
You are always connected to your swimming pool builder.



Pool status and equipment warnings.

Management of the swimming pool in a simple way.

The pool builder can keep an eye on their customer base from the app or web page



Visualize the parameters of the different swimming pools as a professional



[terra-aqua-arabia](https://www.instagram.com/terra-aqua-arabia)



[terra-and-aqua-UAE](https://www.facebook.com/terra-and-aqua-UAE)

[www.terra-aqua-arabia.ae](http://www.terra-aqua-arabia.ae)

**Phone: +971 52 552 6090**

Commercial Unit B14- 06, KLP4 Expansion, KEZAD Al Ma'Mourah, Abu Dhabi, UAE